



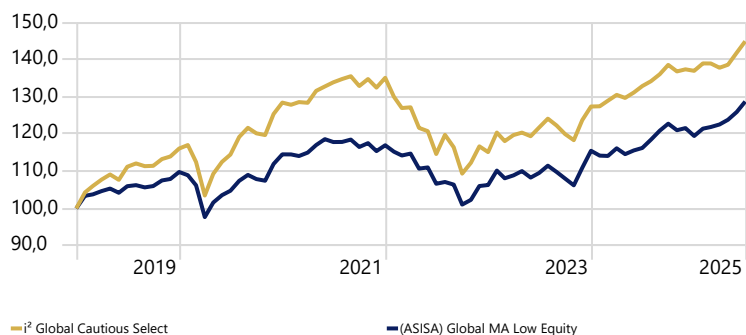
# INDEPENDENT INVESTMENT SOLUTIONS

## INVESTMENT OBJECTIVE:

The i<sup>2</sup> Global Cautious Solution has been designed to achieve a benchmark of the ASISA Global MA Low Equity category average at high levels of volatility and is thus suitable to an investor with a low appetite for risk and a need to generate income whilst preserving capital. This is a low equity solution with a flexible mandate to invest in various regions, asset classes and currencies and comprises of a selection of top rated, award winning fund managers with exceptional track records in achieving their respective benchmarks.

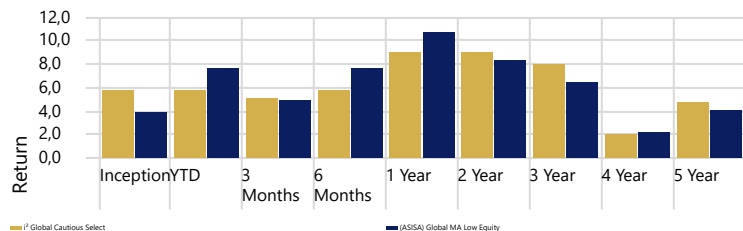
## Investment Growth - USD

Time Period: Since Common Inception (2019/01/01) to 2025/06/30



## Returns - USD

Calculation Benchmark: (ASISA) Global MA Low Equity



## Trailing Returns - USD

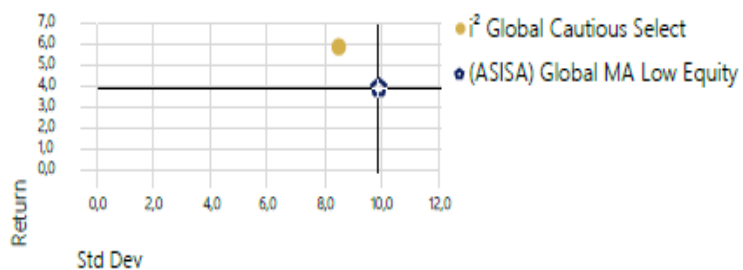
Data Point: Return Calculation Benchmark: (ASISA) Global MA Low Equity

	Inception	YTD	3 Months	6 Months	1 Year	2 Year	3 Year	4 Year	5 Year
i <sup>2</sup> Global Cautious Select	5,87	5,78	5,15	5,78	9,04	9,08	8,11	1,99	4,82
(ASISA) Global MA Low Equity	3,96	7,72	5,01	7,72	10,70	8,38	6,46	2,23	4,20

## Risk-Reward

Time Period: 2019/01/01 to 2025/06/30

Calculation Benchmark: (ASISA) Global MA Low Equity



Source: Morningstar Direct

## i<sup>2</sup> Global Cautious Select

As of  
2025/06/30

## Model Portfolio Information Document

### FUND INFORMATION:

<b>Portfolio Manager:</b>	Independent Investment Solutions
<b>Focus:</b>	Income and Growth Orientated
<b>Term:</b>	+3 years
<b>Launch date:</b>	01/01/2019
<b>Benchmark:</b>	ASISA Global MA Low Equity Category Average
<b>Regulation 28 compliant:</b>	No
<b>Platforms:</b>	Glacier Int, Ninety One Int, Momentum Wealth Int
<b>TER (underlying funds):</b>	0.53%
<b>Total Investment Cost (TIC):</b>	Please refer to Linked Investment Service Provider Quote
<b>Minimum Investment:</b>	USD 60 000

### RISK PROFILE - LOW



### HIGH RISK PROFILE

A Cautious investor values protecting principal over seeking capital appreciation. This investor is comfortable accepting lower returns for a higher degree of liquidity and/or stability. Typically, a Cautious investor primarily seeks to minimize risk and loss of principal. Generally low risk portfolios have minimal equity exposure, resulting in far less volatility and in turn the probability of capital loss is less likely.

### CAUTIOUS ASSET ALLOCATION

The underlying portfolios invest in a spectrum of investments in the equity, bond, money, or property markets. The Wrap Solution tends to display reduced short term volatility, aim for long term capital growth and can have a maximum effective equity exposure (including international equity) of up to 40% and a maximum effective property exposure (including international property) of up to 25% of the market value of the portfolio.

### FEES:

Please note that unit trust funds are subject to brokerage and other applicable statutory charges. However, these are accounted for in the total expense ratio (TER) of the fund. The weighted TERs may vary marginally between Linked Investment Service Providers (LISPs). The Total Expense Ratio (TER) of the underlying funds, administration and portfolio management fee can be obtained from your proposal. A schedule of fees, charges and maximum commissions is available on your request.

## i<sup>2</sup> Global Cautious Select - Holdings

Ninety One Fund Managers SA (RF) (Pty) Ltd  
PIMCO Investment Management Company LLC  
Coronation Asset Management (Pty) Ltd  
Colchester Global Investments Limited  
iShares by BlackRock  
Schroder Investment Management Limited



INDEPENDENT  
INVESTMENT  
SOLUTIONS

## i<sup>2</sup> Global Select Cautious

### Model Portfolio Information Document

As of 2025/06/30

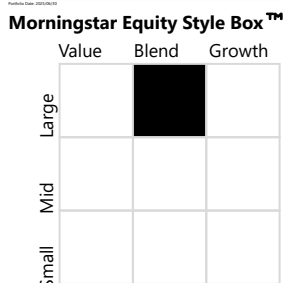
#### Return/Risk Analysis - USD

Time Period: Since Common Inception (2019/01/01) to 2025/06/30

Calculation Benchmark: (ASISA) Global MA Low Equity

Best Month	5,61
Best Month End Date	2020/04/30
Worst Month	-7,99
Worst Month End Date	2020/03/31
Sortino Ratio	0,57

#### Morningstar Style Box - i<sup>2</sup> Global Cautious Select

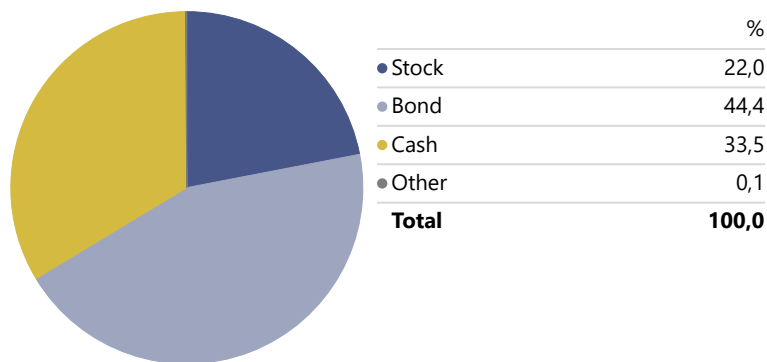


Market Cap	%
Market Cap Giant %	54,4
Market Cap Large %	33,3
Market Cap Mid %	11,8
Market Cap Small %	0,6
Market Cap Micro %	0,0

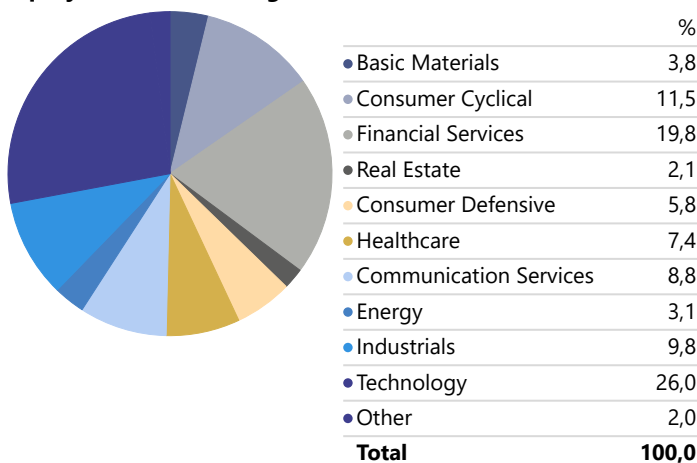
#### Monthly Returns - i<sup>2</sup> Global Cautious Select

	Jan	Feb	Mar	Apr	May	Jun	Jul	Aug	Sep	Oct	Nov	Dec	Year
2025	1,45	-0,01	-0,83	0,59	2,33	2,15							6,05
2024	0,05	1,17	1,21	-0,62	1,12	1,32	0,99	1,39	1,84	-1,27	0,41	-0,29	7,52
2023	4,55	-1,91	1,37	0,55	-0,80	1,96	1,95	-1,48	-1,87	-1,37	4,55	2,94	10,61
2022	-3,77	-2,32	0,15	-4,35	-0,71	-5,08	4,48	-2,78	-6,07	2,65	3,93	-1,32	-14,75
2021	-0,45	0,56	-0,15	2,49	0,90	0,84	0,66	0,56	-1,94	1,41	-1,70	1,98	5,18
2020	0,82	-3,90	-7,99	5,61	2,94	1,75	4,12	2,06	-1,22	-0,38	4,72	2,44	10,62

#### Asset Allocation - i<sup>2</sup> Global Cautious Select



#### Equity Sectors (Morningstar) - i<sup>2</sup> Global Cautious Select



**DISCLAIMER:** Independent Investment Solutions (Proprietary) Limited (Reg No 2015/149383/07) ("i<sup>2</sup>") is a licensed Financial Services Provider ("FSP") in terms of the Financial Advisory and Intermediary Services Act, 37 of 2002 ("FAIS Act"), with FSP number 48201, regulated by the Financial Sector Conduct Authority. This document as well as any other information supplied in connection with the i<sup>2</sup> range of Investment Solutions should not be construed as providing "advice" as defined and/or contemplated in terms of the FAIS Act and prospective investors are encouraged to obtain their own independent financial advice from an appropriately qualified and registered financial advisor prior to investing in the product. The i<sup>2</sup> range of investment solutions are exposed to varying levels of market risk and are therefore considered medium to long term investments. The value of any of the i<sup>2</sup> investment solutions may go up as well as down and past performance is not necessarily indicative of future performance. i<sup>2</sup> assumes no liability for any loss or damage (direct, indirect or consequential) that may be suffered from utilising or relying on the information contained herein. Performance may differ due to different rebalance dates on platforms



INDEPENDENT  
INVESTMENT  
SOLUTIONS