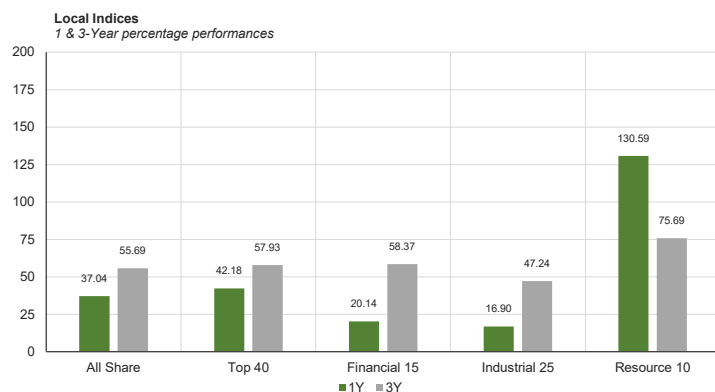


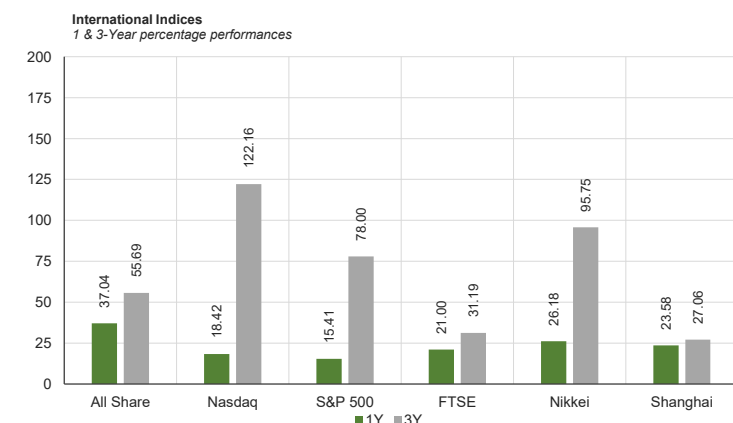
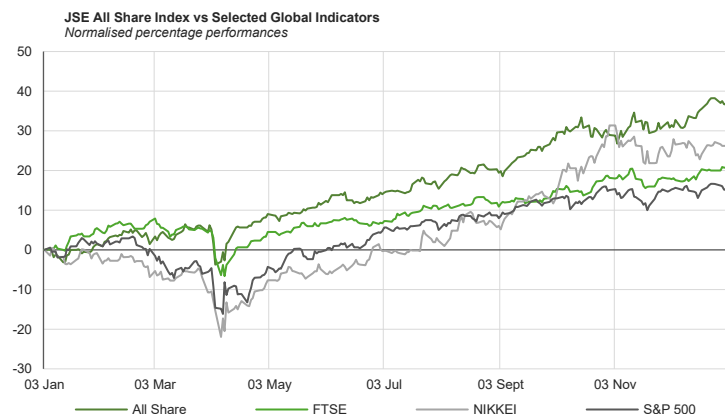
Monday | 05 January 2026

## South African Market Summary

Investor sentiment in South Africa was moderately constructive as local equities edged higher in subdued holiday trading. Focus remains directed towards structural reforms in logistics and electricity supply, which continue to shape the macro outlook into 2026. Aspen Pharmacare confirmed the disposal of its major Asia-Pacific assets, excluding China, to BGH Capital for A\$2.37 billion to reinforce its balance sheet. Although seasonal factors kept activity muted, investors also began positioning ahead of the forthcoming domestic corporate reporting season.

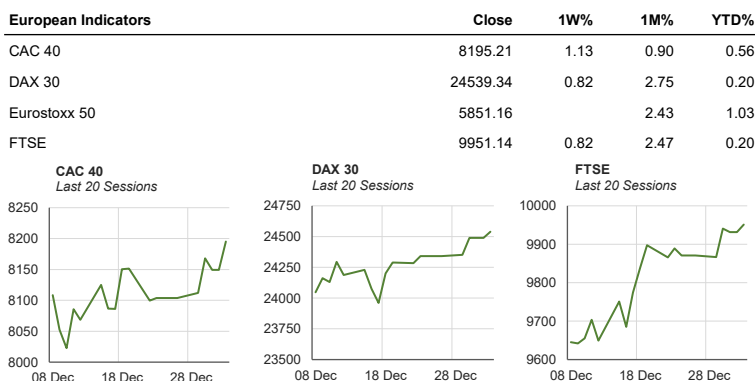


South African Indicators	Close	1W%	1M%	YTD%
All Share	116091.98	-0.85	4.66	0.22
Top 40	108231.56	-1.16	4.90	0.23
Financial 15	24947.39	0.46	4.66	0.30
Industrial 25	138753.16	0.59	2.20	0.15
Resource 10	123919.05	-3.99	8.29	0.22
Mid Cap	114020.44	0.20	5.57	0.47
Small Cap	107901.53	0.22	1.82	-0.05
Banks	15485.63	0.44	5.76	0.42
Retailers	6320.97	1.33	-3.56	0.28



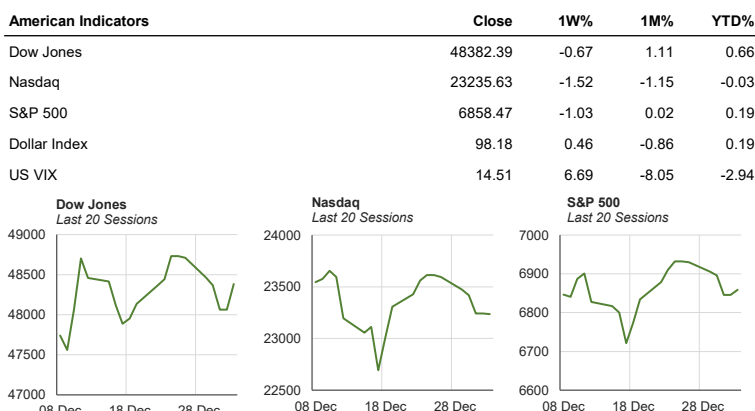
## European Market Summary

Across Europe, equity markets entered 2026 at record highs, supported by gains in technology and defence counters. The STOXX 600 advanced 0.7% to 596.14, moving closer to the 600-point mark and extending strong 2025 performance. Notably, the FTSE 100 broke through 10,000 points for the first time, underpinned by easing rate expectations and German fiscal stimulus. However, renewed contraction in eurozone manufacturing highlights persistent industrial softness despite improving investor appetite for rotation away from stretched US mega-cap valuations.



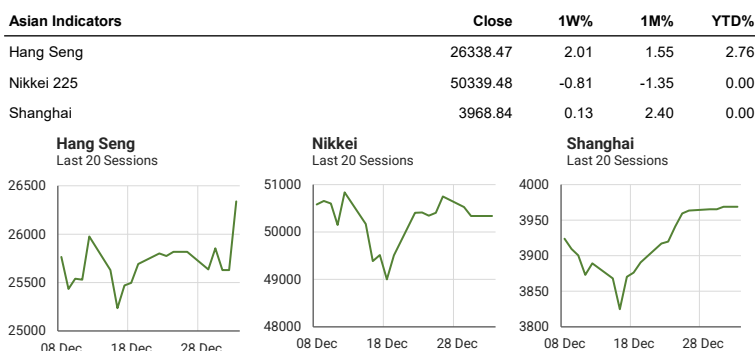
## American Market Summary

US equities began 2026 on firmer ground as the Dow Jones and S&P 500 ended higher, breaking a four-day losing streak supported by semiconductor and aerospace gains. All three major US indices delivered double-digit returns in 2025, extending a three-year run of positive market performance. Investor attention now shifts to upcoming labour-market data and Federal Reserve communication, with Chair Powell signalling caution regarding further rate reductions. Trade policy uncertainty under President Trump continues to represent a key risk factor for markets.



## Asian Market Summary

Momentum in Asia-Pacific markets improved at the start of the first full trading week of 2026, despite elevated geopolitical tensions following US military action in Venezuela. Bank of Japan commentary suggesting that further policy tightening remains possible if inflation trends persist helped shape market tone. Japan's moderate recovery trajectory continued, even with tariff headwinds. Meanwhile, Chinese services-sector activity softened, with the RatingDog Services PMI easing to 52.0 as new-order growth slowed and export demand slipped back into contraction.



Currency Market Summary

Foreign-exchange markets began the year with the rand trading steadily in thin liquidity conditions, as investors monitored domestic fundamentals such as inflation trends, fiscal consolidation and commodity-price dynamics. By contrast, the US dollar firmed into the first full trading week of 2026, advancing to multi-week highs against the euro and yen ahead of key US macroeconomic releases and Federal Reserve guidance. Geopolitical developments had limited direct impact, with traders largely focused on underlying economic signals.

Currency Pairs	Close	1W%	1M%	YTD%
USDZAR	16.50	-1.02	-2.94	-0.42
GBPZAR	22.20	-1.29	-1.97	-0.46
EURZAR	19.33	-1.43	-2.31	-0.71
AUDZAR	11.04	-1.33	-1.69	-0.09
EURUSD	1.17	-0.44	0.64	-0.23
USDJPY	156.83	0.20	1.10	0.10
GBPUSD	1.35	-0.27	1.00	-0.05
USDCHF	0.79	0.36	-1.37	-0.08



10-Year Bond Yields | Basis Point Change

Area	Yield	1M	1Y
United States	4.18%	8	-41
United Kingdom	4.53%	10	-6
Germany	2.90%	13	48
Japan	2.11%	18	103
South African 10Y	8.24%	-13	-78

Interest Rates | Selected Items

Area	Current Rate	Date Changed
United States	3.50% - 3.75%	Dec '25
United Kingdom	4.00%	Aug '24
European	2.15%	Jun '25
SA Repo Rate	6.75%	Nov '25
SA Prime Rate	10.25%	Nov '25

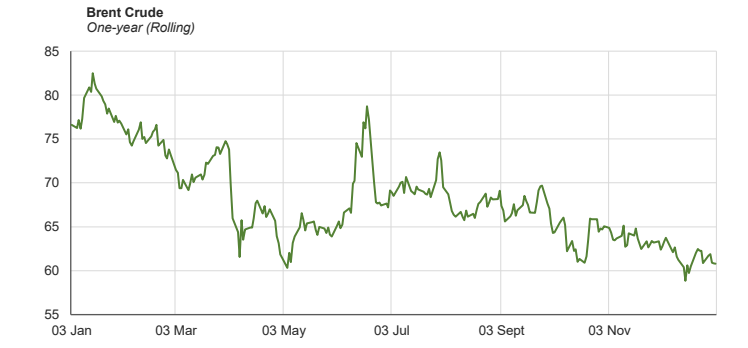
Bank and Other Selected Preference Shares

Company	Code	Close	Clean Yield	Approx. Next LDT
Investec Limited	INPR	9860	9.13	10 Jun
Standard Bank	SBPP	9749	9.04	01 Apr
Absa	ABSP	95800	8.53	10 Sept
Capitec	CPIP	11500	8.17	17 Mar
Grindrod	GNDP	10000	10.07	01 Apr
Netcare	NTCP	9617	9.67	06 May
Discovery	DSBP	12994	8.69	11 Mar

Commodity Market Summary

Commodity markets reflected a cautious tone, with oil prices edging higher as investors evaluated potential supply risks linked to political upheaval in Venezuela. Reports confirming that PDVSA operations were largely unaffected supported expectations of a still well-supplied crude market. At the same time, gold extended gains on safe-haven demand as geopolitical risk premia increased, with other precious metals broadly firmer. Market participants continue to balance these developments against softer global demand indicators and evolving macro-policy conditions.

Commodities	Close	1W%	1M%	YTD%
Brent Crude	60.81	-0.11	-3.98	-0.16
Gold	4331.38	-4.43	2.91	0.30
Palladium	1667.50	-17.45	15.66	2.05
Platinum	2140.50	-14.65	29.85	4.24
Silver	72.81	-8.13	27.43	1.71



South African 10-Year Bond Yield  
2025 vs 2026

