



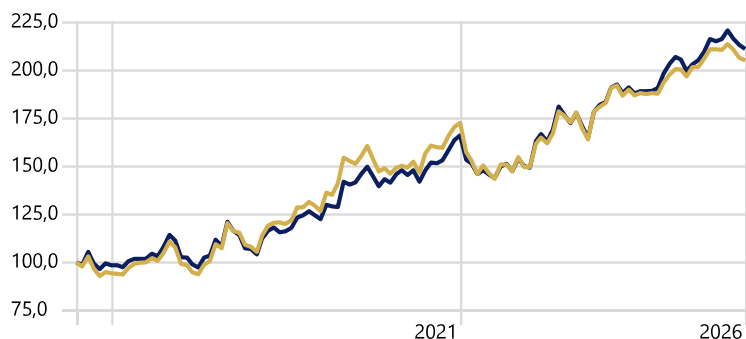
# INDEPENDENT INVESTMENT SOLUTIONS

## INVESTMENT OBJECTIVE:

The i² Global Feeder Solution has been designed to achieve a benchmark of the ASISA Global MA High Equity category average at high levels of volatility and is thus suitable to an investor with a high appetite for risk and a need to achieve long-term growth and geographic diversification of returns measured in US dollar terms. The solution is comprised of a selection of top rated, award winning fund managers with exceptional track records in achieving their respective benchmarks.

## Investment Growth - ZAR

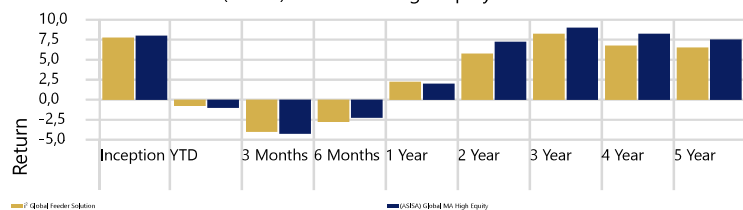
Time Period: Since Common Inception (2016/07/01) to 2026/01/31



— i² Global Feeder Solution — (ASISA) Global MA High Equity

## Returns - ZAR

Calculation Benchmark: (ASISA) Global MA High Equity



## Trailing Returns - ZAR

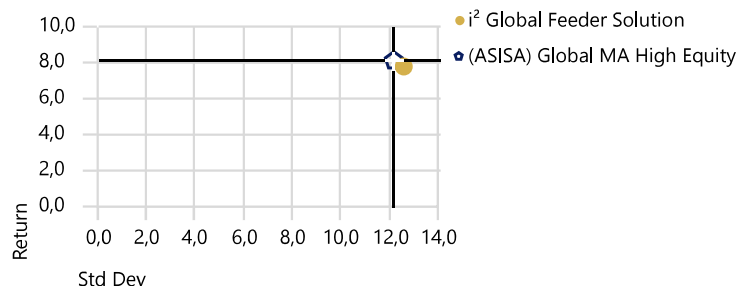
Data Point: Return Calculation Benchmark: (ASISA) Global MA High Equity

	Inception	YTD	3 Months	6 Months	1 Year	2 Year	3 Year	4 Year	5 Year
i² Global Feeder Solution	7,76	-0,72	-4,01	-2,76	2,24	5,84	8,19	6,81	6,55
(ASISA) Global MA High Equity	8,09	-0,99	-4,33	-2,37	2,06	7,27	8,97	8,29	7,65

## Risk-Reward - ZAR

Time Period: Since Common Inception (2016/07/01) to 2026/01/31

Calculation Benchmark: (ASISA) Global MA High Equity



Source: Morningstar Direct

## i² Global Feeder Solution

As of  
2026/01/31

## Model Portfolio Information Document

### FUND INFORMATION:

<b>Portfolio Manager:</b>	Independent Investment Solutions
<b>Focus:</b>	Income and Growth Orientated
<b>Term:</b>	+5 years
<b>Launch date:</b>	01/07/2016
<b>Benchmark:</b>	ASISA Global MA High Equity Category Average
<b>Regulation 28 compliant:</b>	No
<b>Platforms:</b>	AIMS, Glacier, Momentum, Ninety One, Old Mutual Wealth and STANLIB
<b>TER (underlying funds):</b>	0.64%
<b>Total Investment Cost (TIC):</b>	Please refer to Linked Investment Service Provider Quote

### RISK PROFILE - MEDIUM



### MEDIUM RISK PROFILE

A Moderate investor values reducing risk and enhancing returns equally. This investor is willing to accept moderate levels of risk to seek higher long-term returns. A Moderate investor may endure a short-term loss of principal in exchange for long-term appreciation. This portfolio generally holds more equity exposure than low risk portfolios. In turn the expected volatility is higher than low risk portfolios.

### MODERATE ASSET ALLOCATION

The underlying portfolios invest in a spectrum of investments in the equity, bond, money, or property markets. The Wrap Solution tends to have an increased probability of short term volatility, aim to maximise long term capital growth and can have a maximum effective equity exposure (including international equity) of up to 75% and a maximum effective property exposure (including international property) of up to 25% of the market value of the portfolio.

### FEES:

Please note that unit trust funds are subject to brokerage and other applicable statutory charges. However, these are accounted for in the total expense ratio (TER) of the fund. The weighted TERs may vary marginally between Linked Investment Service Providers (LISPs). The Total Expense Ratio (TER) of the underlying funds, administration and portfolio management fee can be obtained from your proposal. A schedule of fees, charges and maximum commissions is available on your request.

## i² Global Feeder Solution - Holdings

Ranmore Fund Management Ltd  
Catalyst Fund Managers (Pty) Ltd  
Coronation Asset Management (Pty) Ltd  
Fairtree Asset Management (Pty) Ltd  
M&G Investment Managers (Pty) Ltd  
Prescient Investment Managers (Pty) Ltd  
Satrix Managers (RF) (Pty) Ltd  
STANLIB Asset Management (Pty) Ltd



INDEPENDENT  
INVESTMENT  
SOLUTIONS

## Return/Risk Analysis - ZAR

Time Period: Since Common Inception (2016/07/01) to 2026/01/31

Calculation Benchmark: (ASISA) Global EQ General

Best Month	12,31
Best Month End Date	2018/08/31
Worst Month	-8,76
Worst Month End Date	2022/01/31
Sortino Ratio	0,54

## i<sup>2</sup> Global Feeder Solution

### Model Portfolio Information Document

As of 2026/01/31

## Morningstar Style Box - i<sup>2</sup> Global Feeder Solution

Portfolio Date: 2026/01/31

### Morningstar Equity Style Box™

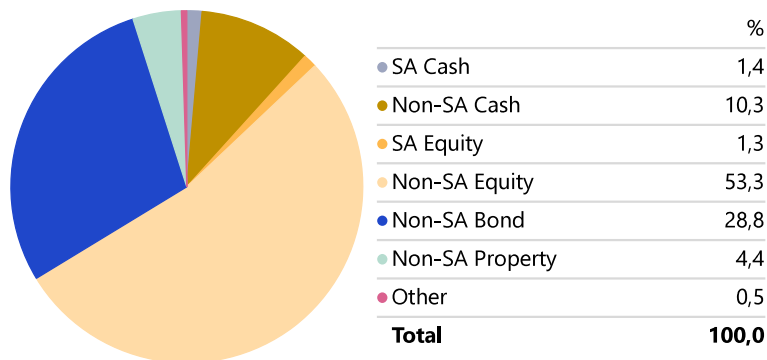
	Value	Blend	Growth
Large			
Mid			
Small			

Market Cap	%
Market Cap Giant %	38,6
Market Cap Large %	31,7
Market Cap Mid %	21,8
Market Cap Small %	6,9
Market Cap Micro %	1,0

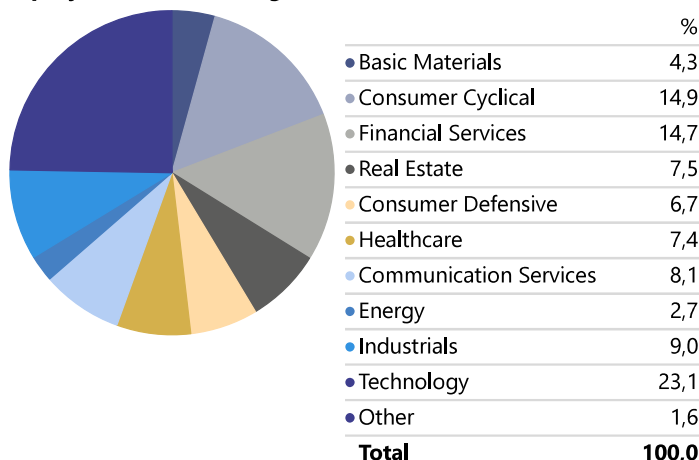
## i<sup>2</sup> Global Feeder Solution - Monthly Returns (ZAR)

	Jan	Feb	Mar	Apr	May	Jun	Jul	Aug	Sep	Oct	Nov	Dec	Year
2026	-0,72												-0,72
2025	1,43	-0,09	-1,80	2,45	0,09	2,12	2,34	0,02	-0,14	1,43	-1,36	-1,99	4,45
2024	1,16	4,28	0,64	-2,73	1,68	-1,56	0,61	-0,26	0,27	-0,21	3,14	2,11	9,30
2023	8,08	1,97	-1,87	3,21	6,90	-1,30	-2,01	3,08	-4,59	-3,50	8,82	1,34	20,78
2022	-8,76	-2,99	-4,40	3,01	-2,76	-1,96	5,20	0,01	-2,24	4,92	-3,34	0,07	-13,27
2021	2,07	0,71	-0,69	2,20	-3,87	6,79	2,74	-0,56	-0,24	3,96	2,70	1,31	18,06
2020	7,64	-0,88	4,37	9,45	-1,02	-1,03	2,70	3,34	-4,18	-4,20	1,10	-1,86	15,40
2019	-2,53	8,00	4,67	1,28	0,04	-0,69	1,64	5,50	-0,01	2,26	-1,39	-2,35	17,03
2018	-0,60	-3,84	-0,90	5,25	1,76	8,74	-1,93	12,31	-3,44	-0,75	-5,44	-0,96	9,06
2017	-0,36	-0,31	3,64	2,08	0,57	0,24	2,24	-1,44	4,10	5,56	-2,61	-8,05	5,05
2016	—	—	—	—	—	—	-2,08	5,44	-6,17	-4,19	2,38	-0,65	—

## Asset Allocation (SA) - i<sup>2</sup> Global Feeder Solution



## Equity Sectors (Morningstar) - i<sup>2</sup> Global Feeder Solution



DISCLAIMER: Independent Investment Solutions (Proprietary) Limited (Reg No 2015/149383/07) ("i<sup>2</sup>") is a licensed Financial Services Provider ("FSP") in terms of the Financial Advisory and Intermediary Services Act, 37 of 2002 ("FAIS Act"), with FSP number 48201, regulated by the Financial Sector Conduct Authority. This document as well as any other information supplied in connection with the i<sup>2</sup> range of Investment Solutions should not be construed as providing "advice" as defined and/or contemplated in terms of the FAIS Act and prospective investors are encouraged to obtain their own independent financial advice from an appropriately qualified and registered financial advisor prior to investing in the product. The i<sup>2</sup> range of investment solutions are exposed to varying levels of market risk and are therefore considered medium to long term investments. The value of any of the i<sup>2</sup> investment solutions may go up as well as down and past performance is not necessarily indicative of future performance. i<sup>2</sup> assumes no liability for any loss or damage (direct, indirect, or consequential) that may be suffered from utilising or relying on the information contained herein. Performance may differ due to different rebalance dates as well as different fund and or fund class availability per platform.



INDEPENDENT  
INVESTMENT  
SOLUTIONS