

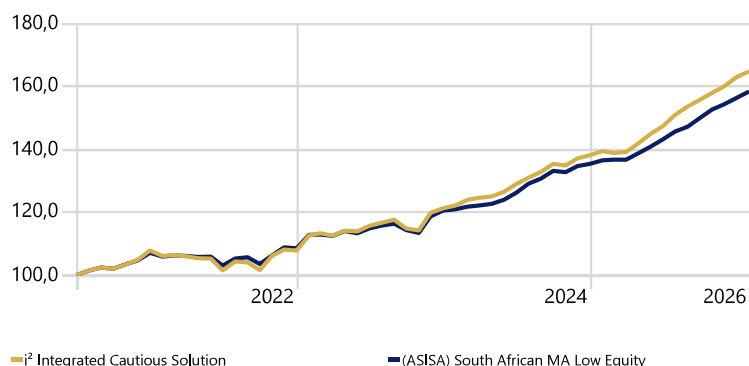
Model Portfolio Information Document

INVESTMENT OBJECTIVE:

The i² Integrated Cautious Solution has been designed to achieve a benchmark of the ASISA South African MA Low Equity category average at low levels of volatility and is thus suitable to an investor with a low appetite for risk and a need to generate income whilst preserving capital. This is a low equity solution with a maximum of 40% in equities and is structured to remain within the prudential guidelines (Regulation 28). The solution is comprised of a selection of top rated, award winning fund managers with exceptional track records in achieving their respective benchmarks, with a specific bias toward fund managers offering product integration benefits, bonuses and incentives, thus optimising the product design benefits.

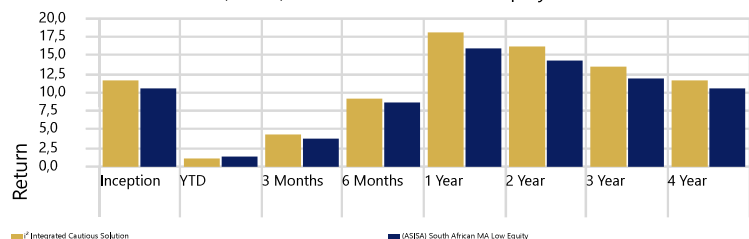
Investment Growth

Time Period: 2021/07/01 to 2026/01/31



Returns

Calculation Benchmark: (ASISA) South African MA Low Equity



Trailing Returns

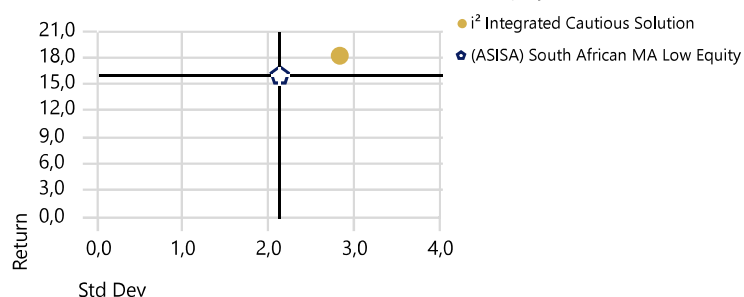
Data Point: Return Calculation Benchmark: (ASISA) South African MA Low Equity

	Inception	YTD	3 Months	6 Months	1 Year	2 Year	3 Year	4 Year
i² Integrated Cautious Solution	11,48	1,08	4,30	9,15	18,08	16,11	13,50	11,61
(ASISA) South African MA Low Equity	10,53	1,28	3,72	8,72	15,99	14,40	11,97	10,58

Risk-Reward

Time Period: 2025/02/01 to 2026/01/31

Calculation Benchmark: (ASISA) South African MA Low Equity



Source: Morningstar Direct

FUND INFORMATION:

Portfolio Manager:	Independent Investment Solutions
Focus:	Income Orientated
Term:	+3 years
Launch date:	01/07/2021
Benchmark:	ASISA South African MA Low Equity Category Average
Regulation 28 compliant:	Yes
Platforms:	Discovery Invest
TER (underlying funds):	1.42%
Total Investment Cost (TIC):	Please refer to Linked Investment Service Provider Quote

RISK PROFILE - LOW



LOW RISK PROFILE

A Cautious investor values protecting principal over seeking capital appreciation. This investor is comfortable accepting lower returns for a higher degree of liquidity and/or stability. Typically, a Cautious investor primarily seeks to minimize risk and loss of principal. Generally low risk portfolios have minimal equity exposure, resulting in far less volatility and in turn the probability of capital loss is less likely.

CAUTIOUS ASSET ALLOCATION

The underlying portfolios invest in a spectrum of investments in the equity, bond, money, or property markets. The Wrap Solution tends to display reduced short term volatility, aim for long term capital growth and can have a maximum effective equity exposure (including international equity) of up to 40% and a maximum effective property exposure (including international property) of up to 25% of the market value of the portfolio.

FEES:

Please note that unit trust funds are subject to brokerage and other applicable statutory charges. However, these are accounted for in the total expense ratio (TER) of the fund. The weighted TERs may vary marginally between Linked Investment Service Providers (LISPs). The Total Expense Ratio (TER) of the underlying funds, administration and portfolio management fee can be obtained from your proposal. A schedule of fees, charges and maximum commissions is available on your request.

i² Integrated Cautious Solution - Holdings

Portfolio Date: 2026/01/31

Discovery Diversified Income
Discovery Equity
Discovery Strategic Bond A
Discovery Money Market
Discovery Global Equity FF



INDEPENDENT
INVESTMENT
SOLUTIONS

i² Integrated Cautious Solution

Model Portfolio Information Document

As of 2026/01/31

Return/Risk Analysis

Time Period: 2021/07/01 to 2026/01/31

Calculation Benchmark: (ASISA) South African MA Low Equity

Best Month	4,93
Best Month End Date	2023/11/30
Worst Month	-3,61
Worst Month End Date	2022/06/30
Sortino Ratio	0,41

Morningstar Style Box - i² Integrated Cautious Solution

Portfolio Date: 2026/01/31

Morningstar Equity Style Box™

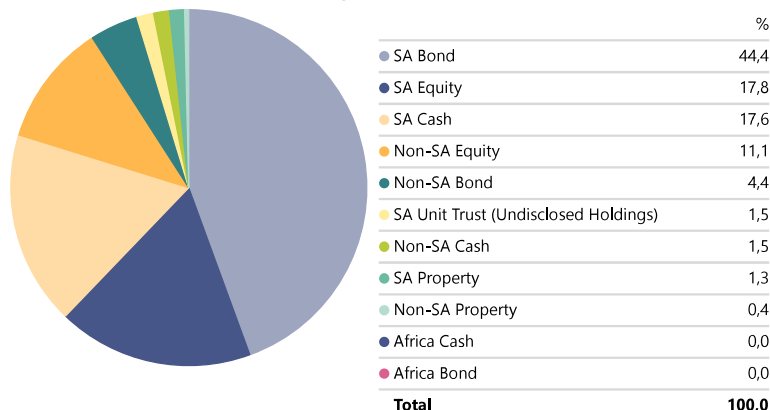
	Value	Blend	Growth
Large			
Mid			
Small			

Market Cap	%
Market Cap Giant %	23,3
Market Cap Large %	38,3
Market Cap Mid %	16,2
Market Cap Small %	20,7
Market Cap Micro %	1,5

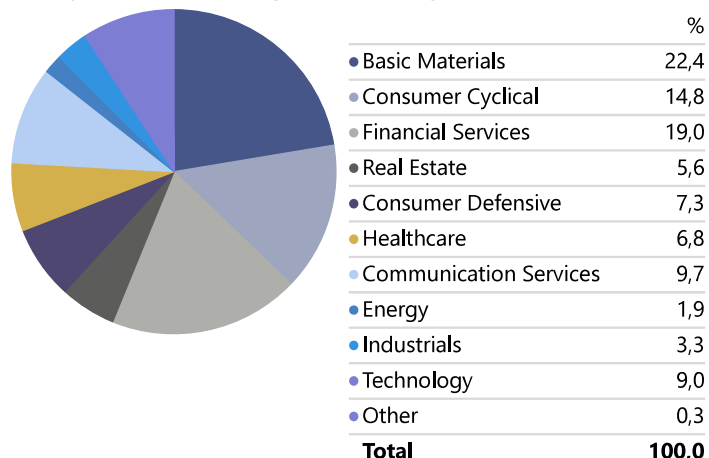
Monthly Returns - i² Integrated Cautious Solution

	Jan	Feb	Mar	Apr	May	Jun	Jul	Aug	Sep	Oct	Nov	Dec	Year
2026	1,08												1,08
2025	0,95	-0,48	0,25	1,92	2,15	1,66	2,45	1,78	1,38	1,42	1,31	1,85	17,94
2024	0,77	1,46	0,59	0,27	1,25	1,95	1,56	1,36	1,89	-0,33	1,65	0,77	13,99
2023	4,45	0,59	-0,65	1,43	-0,24	1,57	0,86	0,75	-2,27	-0,57	4,93	1,12	12,39
2022	-1,52	0,28	-0,45	-0,51	-0,10	-3,61	2,77	-0,27	-2,32	4,48	1,86	-0,31	0,05
2021	—	—	—	—	—	—	1,41	1,02	-0,47	1,35	1,47	2,76	—

Asset Allocation (SA) - i² Integrated Cautious Solution



Equity Sectors (Morningstar) - i² Integrated Cautious Solution



DISCLAIMER: Independent Investment Solutions (Proprietary) Limited (Reg No 2015/149383/07) ("i²") is a licensed Financial Services Provider ("FSP") in terms of the Financial Advisory and Intermediary Services Act, 37 of 2002 ("FAIS Act"), with FSP number 48201, regulated by the Financial Sector Conduct Authority. This document as well as any other information supplied in connection with the i² range of Investment Solutions should not be construed as providing "advice" as defined and/or contemplated in terms of the FAIS Act and prospective investors are encouraged to obtain their own independent financial advice from an appropriately qualified and registered financial advisor prior to investing in the product. The i² range of investment solutions are exposed to varying levels of market risk and are therefore considered medium to long term investments. The value of any of the i² investment solutions may go up as well as down and past performance is not necessarily indicative of future performance. i² assumes no liability for any loss or damage (direct, indirect or consequential) that may be suffered from utilising or relying on the information contained herein.



INDEPENDENT
INVESTMENT
SOLUTIONS