

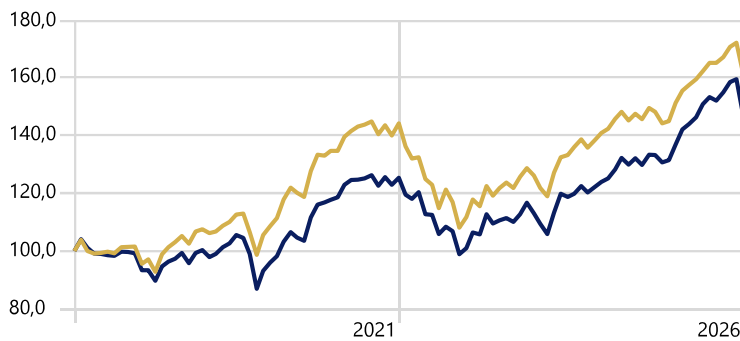


INVESTMENT OBJECTIVE:

The i² Global Moderate Solution has been designed to achieve a benchmark of the ASISA Global MA High Equity category average at high levels of volatility and is thus suitable to an investor with a high appetite for risk and a need to achieve long-term growth and geographic diversification of returns measured in US dollar terms. The solution is comprised of a selection of top rated, award winning fund managers with exceptional track records in achieving their respective benchmarks.

Investment Growth - USD

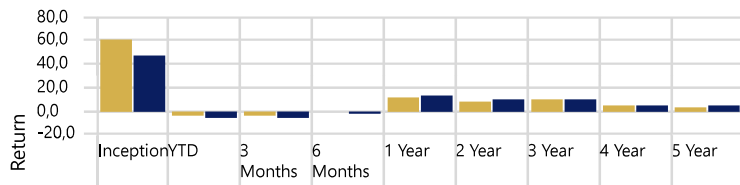
Time Period: Since Common Inception (2018/01/01) to 2026/03/31



■ i² Global Moderate Select ■ (ASISA) Global MA High Equity

Returns - USD

Calculation Benchmark: (ASISA) Global MA High Equity



■ i² Global Moderate Select ■ (ASISA) Global MA High Equity

Trailing Returns - USD

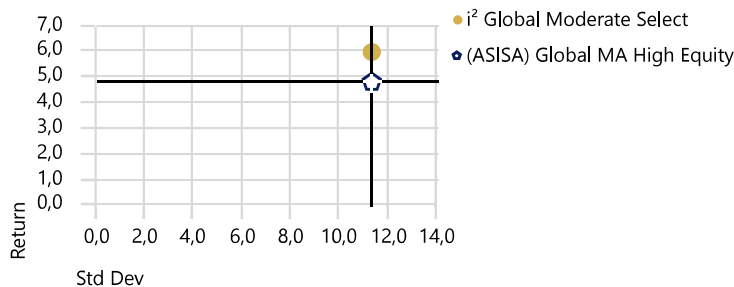
Data Point: Return Calculation Benchmark: (ASISA) Global MA High Equity

	Inception	YTD	3 Months	6 Months	1 Year	2 Year	3 Year	4 Year	5 Year
i ² Global Moderate Select	5,98	-3,43	-3,43	-0,54	11,99	7,90	9,85	5,07	3,69
(ASISA) Global MA High Equity	4,78	-5,12	-5,12	-2,59	12,52	9,58	9,96	5,13	4,38

Risk-Reward - USD

Time Period: Since Common Inception (2018/01/01) to 2026/03/31

Calculation Benchmark: (ASISA) Global MA High Equity



Source: Morningstar Direct

FUND INFORMATION:

Portfolio Manager: Independent Investment Solutions
Focus: Income and Growth Orientated
Term: +5 years
Launch date: 01/01/2018
Benchmark: ASISA Global MA High Equity Category Average
Regulation 28 compliant: No
Platforms: Glacier Int, Momentum Wealth Int, Ninety One Int, Allan Gray Int and OMI
TER (underlying funds): 0.53%
Total Investment Cost (TIC): Please refer to Linked Investment Service Provider Quote
Minimum Investment: USD 60 000

RISK PROFILE - MEDIUM



MEDIUM RISK PROFILE

A Moderate investor values reducing risk and enhancing returns equally. This investor is willing to accept moderate levels of risk to seek higher long-term returns. A Moderate investor may endure a short-term loss of principal in exchange for long-term appreciation. This portfolio generally holds more equity exposure than low risk portfolios. In turn the expected volatility is higher than low risk portfolios.

MEDIUM ASSET ALLOCATION

The underlying portfolios invest in a spectrum of investments in the equity, bond, money, or property markets. The Wrap Solution tends to have an increased probability of short term volatility, aim to maximise long term capital growth and can have a maximum effective equity exposure of up to 75% and a maximum effective property exposure of up to 25% of the market value of the portfolio.

FEES

Please note that unit trust funds are subject to brokerage and other applicable statutory charges. However, these are accounted for in the total expense ratio (TER) of the fund. The weighted TERs may vary marginally between Linked Investment Service Providers (LISPs). The Total Expense Ratio (TER) of the underlying funds, administration and portfolio management fee can be obtained from your proposal. A schedule of fees, charges and maximum commissions is available on your request.

i² Global Moderate Select - Holdings

Ninety One Fund Managers SA (RF) (Pty) Ltd
 PIMCO Investment Management Company LLC
 Coronation Asset Management (Pty) Ltd
 iShares by BlackRock
 Fundsmith LLP
 Schroder Investment Management Limited



i² Global Moderate Select Solution

Model Portfolio Information Document

As of 2026/03/31

Return/Risk Analysis - USD

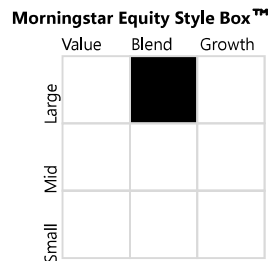
Time Period: Since Common Inception (2018/01/01) to 2026/03/31

Calculation Benchmark: (ASISA) Global MA High Equity

Best Month	7,53
Best Month End Date	2020/11/30
Worst Month	-7,59
Worst Month End Date	2022/09/30
Sortino Ratio	0,48

Morningstar Style Box - i² Global Moderate Select

Portfolio Date: 2026/03/31

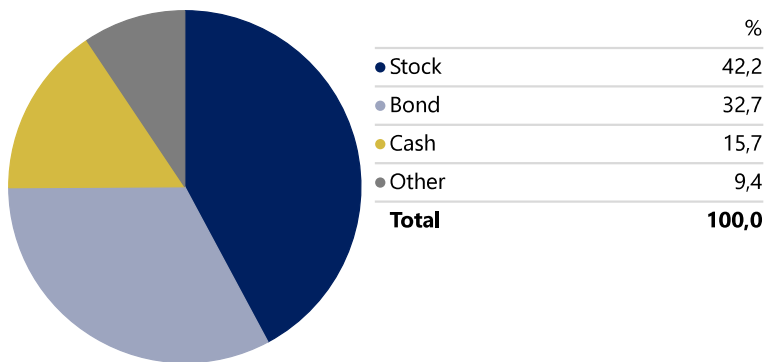


Market Cap	%
Market Cap Giant %	52,3
Market Cap Large %	31,9
Market Cap Mid %	14,5
Market Cap Small %	1,2
Market Cap Micro %	0,1

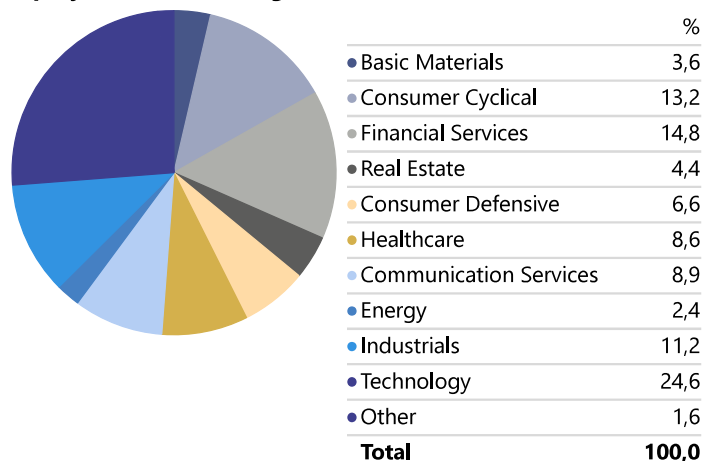
i² Global Moderate Solution - Monthly Returns (USD)

	Jan	Feb	Mar	Apr	May	Jun	Jul	Aug	Sep	Oct	Nov	Dec	Year
2026	2,15	0,82	-6,23										-3,43
2025	2,64	-0,92	-2,71	0,55	4,38	2,82	1,27	1,23	1,78	1,79	0,00	1,17	14,72
2024	0,61	2,10	1,93	-2,05	1,86	1,83	1,00	2,43	1,70	-2,01	1,57	-1,24	10,02
2023	6,07	-2,74	2,23	1,55	-1,53	3,20	2,42	-1,97	-3,43	-2,39	6,89	4,18	14,70
2022	-5,51	-3,10	0,33	-5,69	-1,56	-6,57	5,57	-3,60	-7,59	3,39	5,50	-2,01	-19,92
2021	-0,22	1,24	0,00	3,60	1,49	1,09	0,44	0,79	-3,07	2,20	-2,50	3,02	8,14
2020	0,28	-5,64	-7,47	6,95	2,95	2,56	5,78	3,50	-1,49	-1,13	7,53	4,42	18,40
2019	6,66	2,38	1,84	2,02	-2,59	4,15	0,71	-1,19	0,50	1,83	1,30	2,29	21,45
2018	3,87	-3,72	-0,89	0,23	0,36	-0,49	2,16	0,09	0,05	-5,83	1,55	-4,46	-7,28
2017	—	—	—	—	—	—	—	—	—	—	—	—	—

Asset Allocation - i² Global Moderate Select



Equity Sectors (Morningstar) - i² Global Moderate Select



DISCLAIMER: Independent Investment Solutions (Proprietary) Limited (Reg No 2015/149383/07) ("i²") is a licensed Financial Services Provider ("FSP") in terms of the Financial Advisory and Intermediary Services Act, 37 of 2002 ("FAIS Act"), with FSP number 48201, regulated by the Financial Sector Conduct Authority. This document as well as any other information supplied in connection with the i² range of Investment Solutions should not be construed as providing "advice" as defined and/or contemplated in terms of the FAIS Act and prospective investors are encouraged to obtain their own independent financial advice from an appropriately qualified and registered financial advisor prior to investing in the product. The i² range of investment solutions are exposed to varying levels of market risk and are therefore considered medium to long term investments. The value of any of the i² investment solutions may go up as well as down and past performance is not necessarily indicative of future performance. i² assumes no liability for any loss or damage (direct, indirect, or consequential) that may be suffered from utilising or relying on the information contained herein. Performance may differ due to different rebalance dates as well as different fund and or fund class availability per platform.

