

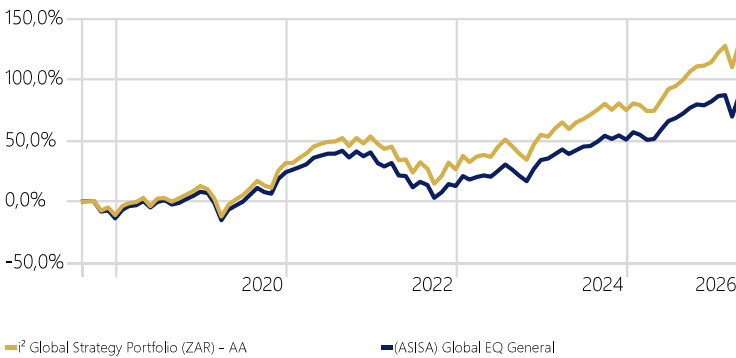


INVESTMENT OBJECTIVE:

The i² Global Strategy Portfolio is a low cost, global passive portfolio, that has been designed to outperform the ASISA Global EQ General benchmark and is thus suitable to an investor with a high appetite for risk and a need to achieve long-term growth and geographic diversification of returns measured in ZAR. The portfolio is comprised of a selection of top rated passive trackers with exceptional track records in achieving their respective benchmarks. During the ongoing management process, geographical, sector and asset allocation tilts are made, based on current global market and economic conditions, with the goal of outperforming the chosen benchmark.

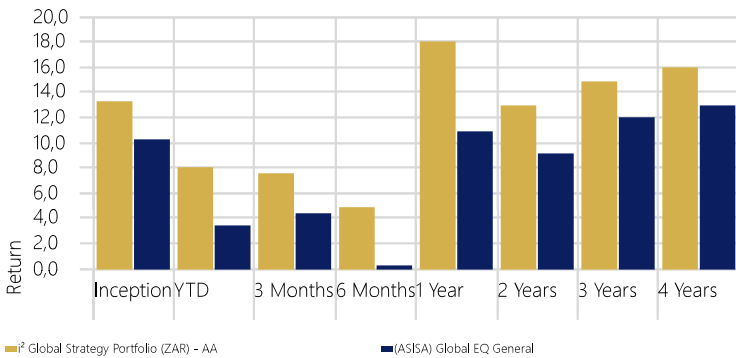
Investment Growth

Time Period: 2018/08/07 to 2026/04/30



Returns

Calculation Benchmark: (ASISA) Global EQ General



Trailing Returns

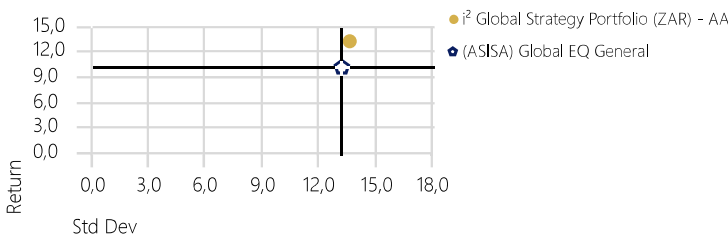
Data Point: Return Calculation Benchmark: (ASISA) Global EQ General

	Inception	YTD	3 Months	6 Months	1 Year	2 Years	3 Years	4 Years
i² Global Strategy Portfolio (ZAR) - AA	13,29	7,97	7,56	4,81	18,11	12,91	14,84	15,92
(ASISA) Global EQ General	10,26	3,51	4,35	0,23	10,86	9,10	11,97	12,89

Risk-Reward

Time Period: Since Common Inception (2018/09/01) to 2026/04/30

Calculation Benchmark: (ASISA) Global EQ General



Source: Morningstar Direct

FUND INFORMATION:

Portfolio Manager:	Independent Investment Solutions (Pty) Ltd
Focus:	Growth Orientated
Term:	+7 years
Launch date:	07/08/2023
Benchmark:	ASISA Global Equity General (EQ General)
Regulation 28 compliant:	No
Platforms:	Stockbroking Account (No LISP directly)
Management Fee:	0.54% Inclusive of VAT

RISK PROFILE - HIGH



HIGH RISK PROFILE

A high risk investor values maximizing returns and is willing to accept higher levels of risk. A high risk investor may endure large losses in favour of potentially higher long-term returns. Generally, these portfolios hold more equity exposure than any other risk profiled portfolios and therefore tend to carry higher volatility.

GROWTH ASSET ALLOCATION

The underlying funds track a spectrum of shares across all industry groups as well as across the range of large, mid and smaller market capitalisation shares. The intent is to produce a risk/return profile that is comparable with the risk/return profile of the overall ASISA Global Equity General (EQ General) benchmark.

FEES:

Please note that funds are subject to brokerage and other applicable statutory charges. However, these charges may differ between custodians. Please refer to the specific custodian. A schedule of fees, charges and maximum commissions is available on your request.

i² Global Strategy Portfolio

Portfolio Date: 2026/04/30

i² Global Strategy Portfolio (ZAR)



i² Global Strategy Portfolio

Model Portfolio Information Document

As of 2026/04/30

Return/Risk Analysis

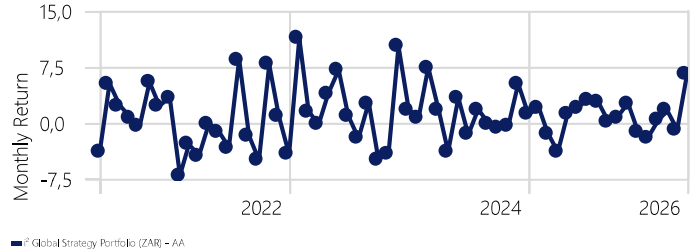
Time Period: Since Common Inception (2018/09/01) to 2026/04/30

Calculation Benchmark: (ASISA) Global EQ General

Best Month	13,85
Best Month End Date	2020/04/30
Worst Month	-6,93
Worst Month End Date	2022/01/31
Sortino Ratio	0,69

Time Series

Time Period: 2021/05/01 to 2026/04/30



Monthly Returns - i² Global Strategy Portfolio (ZAR)

	Jan	Feb	Mar	Apr	May	Jun	Jul	Aug	Sep	Oct	Nov	Dec	Year
2026	0,39	1,70	-0,81	6,62									7,97
2025	2,15	-1,26	-3,80	1,33	2,12	3,13	2,94	0,33	0,87	2,70	-1,02	-1,92	7,55
2024	0,78	7,45	1,88	-3,75	3,41	-1,51	1,85	0,01	-0,46	-0,20	5,28	1,19	16,58
2023	11,31	1,64	-0,18	4,05	7,12	0,99	-1,98	2,74	-4,74	-3,94	10,24	1,80	31,47
2022	-6,93	-2,81	-4,23	0,01	-1,11	-3,18	8,49	-1,67	-4,85	7,81	0,99	-4,12	-12,11
2021	2,53	3,63	0,27	1,94	-3,89	5,33	2,48	0,88	-0,40	5,47	2,31	3,49	26,45
2020	4,91	-2,49	-2,47	13,85	0,24	1,79	3,10	5,15	-4,57	-4,27	7,27	-0,36	22,70
2019	0,01	8,52	3,52	2,85	-5,18	3,19	0,74	4,24	2,35	2,45	-0,24	-0,89	23,10
2018	—	—	—	—	—	—	—	—	-3,10	-3,75	-3,57	-3,13	—

DISCLAIMER: Independent Investment Solutions (Proprietary) Limited (Reg No 2015/149383/07) ("i²") is a licensed Financial Services Provider ("FSP") in terms of the Financial Advisory and Intermediary Services Act, 37 of 2002 ("FAIS Act"), with FSP number 48201, regulated by the Financial Sector Conduct Authority. This document as well as any other information supplied in connection with the i² range of Investment Solutions should not be construed as providing "advice" as defined and/or contemplated in terms of the FAIS Act and prospective investors are encouraged to obtain their own independent financial advice from an appropriately qualified and registered financial advisor prior to investing in the product. The i² range of investment solutions are exposed to varying levels of market risk and are therefore considered medium to long term investments. The value of any of the i² investment solutions may go up as well as down and past performance is not necessarily indicative of future performance. i² assumes no liability for any loss or damage (direct, indirect or consequential) that may be suffered from utilising or relying on the information contained herein. Kindly note that the performance figures pre 07/08/2023 indicated in this fact sheet are all backtested figures.

