



# INDEPENDENT INVESTMENT SOLUTIONS

## i² Integrated Growth Solution

As of  
2026/04/30

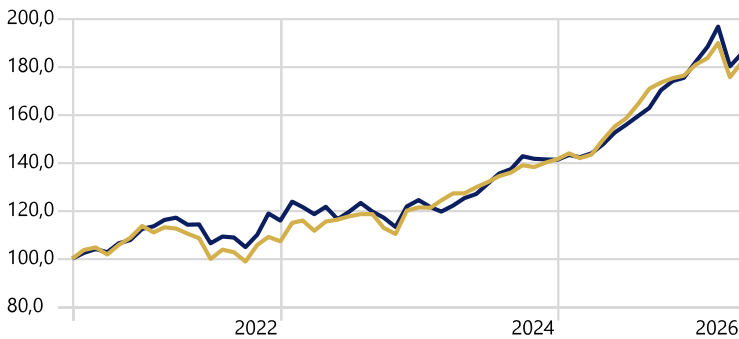
### Model Portfolio Information Document

#### INVESTMENT OBJECTIVE:

The i² Integrated Growth Solution's objective is to deliver long-term capital appreciation through active asset allocation. The Solution aims to generate a return in excess of the ASISA South African Equity General category average and is thus suitable to an investor with a high appetite for risk. The Solution is comprised of a selection of top rated, award winning fund managers with exceptional track records in achieving their respective benchmarks and a selection of cost-effective passive investment strategies, with a specific bias toward fund managers offering product integration benefits, bonuses and incentives, thus optimising the product design benefits. The portfolio does not adhere to the guidelines set by Regulation 28.

#### Investment Growth

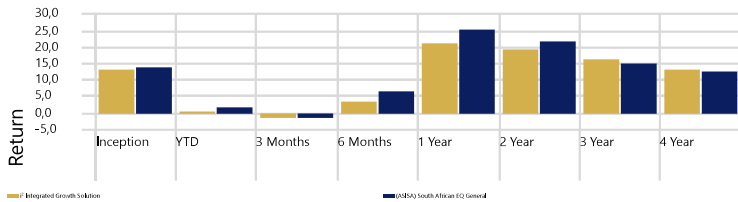
Time Period: 2021/07/01 to 2026/04/30



— i² Integrated Growth Solution — (ASISA) South African EQ General

#### Returns

Calculation Benchmark: (ASISA) South African EQ General



— i² Integrated Growth Solution — (ASISA) South African EQ General

#### Trailing Returns

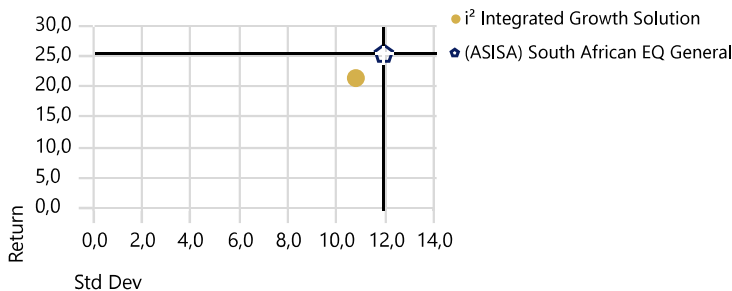
Data Point: Return Calculation Benchmark: (ASISA) South African EQ General

	Inception	YTD	3 Months	6 Months	1 Year	2 Year	3 Year	4 Year
i² Integrated Growth Solution	13,09	0,34	-1,15	3,57	21,38	19,41	16,22	13,22
(ASISA) South African EQ General	13,58	1,82	-1,59	6,46	25,43	21,62	15,04	12,85

#### Risk-Reward

Time Period: 2025/05/01 to 2026/04/30

Calculation Benchmark: (ASISA) South African EQ General



Source: Morningstar Direct

#### FUND INFORMATION:

<b>Portfolio Manager:</b>	<b>Independent Investment Solutions</b>
<b>Focus:</b>	<b>Growth Orientated</b>
<b>Term:</b>	<b>+7 years</b>
<b>Launch date:</b>	<b>01/07/2021</b>
<b>Benchmark:</b>	<b>ASISA South African General Equity Category Average</b>
<b>Regulation 28 compliant:</b>	<b>No</b>
<b>Platforms:</b>	<b>Discovery Invest</b>
<b>TER (underlying fund):</b>	<b>1,89%</b>
<b>Total Investment Cost (TIC):</b>	<b>Please refer to Linked Investment Service Provider Quote</b>

#### RISK PROFILE - HIGH



#### HIGH RISK PROFILE

A High risk investor values maximizing returns and is willing to accept higher levels of risk. A High risk investor may endure large losses in favour of potentially higher long-term returns. Generally, these portfolios hold more equity exposure than any other risk profiled portfolios and therefore tend to carry higher volatility.

#### GROWTH ASSET ALLOCATION

The underlying portfolios invest in selected shares across all industry groups as well as across the range of large, mid and smaller market capitalisation shares. While the underlying managers may subscribe to different investment styles or approaches, their intent is to produce a risk/return profile that is comparable with the risk/return profile of the overall JSE equities market.

#### FEES:

Please note that unit trust funds are subject to brokerage and other applicable statutory charges. However, these are accounted for in the total expense ratio (TER) of the fund. The weighted TERs may vary marginally between Linked Investment Service Providers (LISPs). The Total Expense Ratio (TER) of the underlying funds, administration and portfolio management fee can be obtained from your proposal. A schedule of fees, charges and maximum commissions is available on your request.

#### i² Integrated Growth Solution - Holdings

Portfolio Date: 2026/04/30

Discovery Equity

\* Money Market funds differ as per Linked Investment Service Providers (LISPs).



## i<sup>2</sup> Integrated Growth Solution

### Model Portfolio Information Document

As of 2026/04/30

#### Return/Risk Analysis

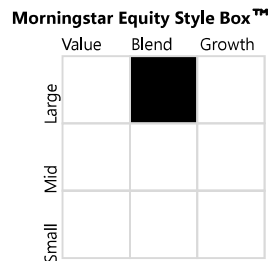
Time Period: 2021/07/01 to 2026/04/30

Calculation Benchmark: (ASISA) South African EQ General

Best Month	8,90
Best Month End Date	2023/11/30
Worst Month	-7,96
Worst Month End Date	2022/06/30
Sortino Ratio	0,39

#### Morningstar Style Box - i<sup>2</sup> Integrated Growth Solution

Portfolio Date: 2026/04/30

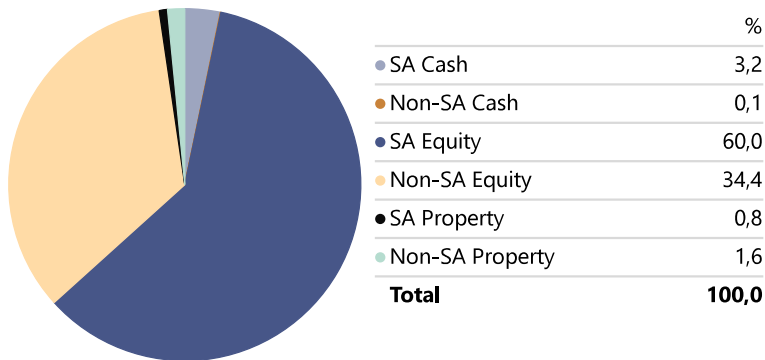


Market Cap	%
Market Cap Giant %	21,0
Market Cap Large %	32,7
Market Cap Mid %	21,0
Market Cap Small %	20,7
Market Cap Micro %	4,6

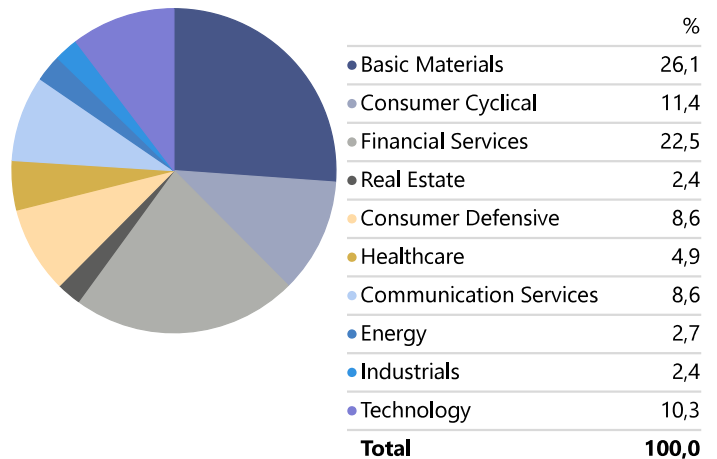
#### Monthly Returns - i<sup>2</sup> Integrated Growth Solution

	Jan	Feb	Mar	Apr	May	Jun	Jul	Aug	Sep	Oct	Nov	Dec	Year
2026	1,51	3,46	-7,49	3,28									0,34
2025	1,68	-1,44	1,03	4,29	3,72	2,17	3,68	4,05	1,46	1,04	0,59	2,62	27,73
2024	-0,13	2,59	2,38	-0,01	1,97	1,62	1,96	1,11	2,21	-0,62	1,45	1,04	16,66
2023	7,26	0,81	-3,66	3,46	0,65	1,18	0,74	-0,03	-4,82	-2,25	8,90	1,05	13,16
2022	-2,30	1,85	-0,40	-1,95	-1,60	-7,96	3,84	-1,06	-3,76	7,01	3,17	-1,76	-5,63
2021	—	—	—	—	—	—	3,61	0,92	-2,73	3,89	2,82	4,47	—

#### Asset Allocation (SA) - i<sup>2</sup> Integrated Growth Solution



#### Equity Sectors (Morningstar) - i<sup>2</sup> Integrated Growth Solution



**DISCLAIMER:** Independent Investment Solutions (Proprietary) Limited (Reg No 2015/149383/07) ("i<sup>2</sup>") is a licensed Financial Services Provider ("FSP") in terms of the Financial Advisory and Intermediary Services Act, 37 of 2002 ("FAIS Act"), with FSP number 48201, regulated by the Financial Sector Conduct Authority. This document as well as any other information supplied in connection with the i<sup>2</sup> range of Investment Solutions should not be construed as providing "advice" as defined and/or contemplated in terms of the FAIS Act and prospective investors are encouraged to obtain their own independent financial advice from an appropriately qualified and registered financial advisor prior to investing in the product. The i<sup>2</sup> range of investment solutions are exposed to varying levels of market risk and are therefore considered medium to long term investments. The value of any of the i<sup>2</sup> investment solutions may go up as well as down and past performance is not necessarily indicative of future performance. i<sup>2</sup> assumes no liability for any loss or damage (direct, indirect or consequential) that may be suffered from utilising or relying on the information contained herein.

