

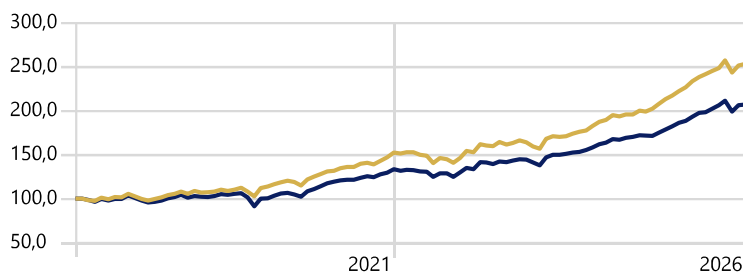


INVESTMENT OBJECTIVE:

The i² Moderate Passive Solution is a multi-asset share portfolio that complies with Regulation 28 of the Pension Funds Act. It invests across 8 broad asset classes including local and offshore equity, bonds, listed property and cash. The portfolio only includes cost effective exchange-traded funds with emphasis being placed on active asset allocation. The portfolio is managed on a daily basis by the portfolio manager with the objective of outperforming the ASISA South African Multi-Asset High Equity Category Average.

Investment Growth

Time Period: 2018/01/01 to 2026/05/31

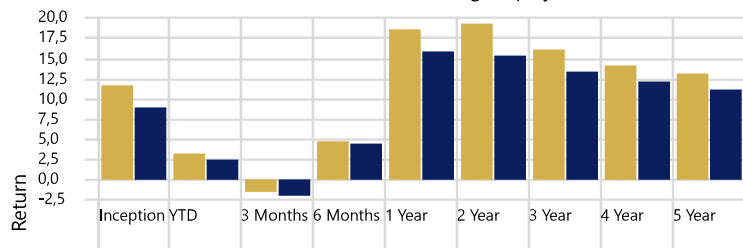


i² Moderate Passive Solution (Yellow line), ASISA South African MA High Equity (Blue line)

The performance and risk analysis of the i² Moderate Passive PSP is based on a notional portfolio. The portfolio strategy follows an unconstrained long-term investment strategy. Whilst the objective is to generate excess returns relative to its benchmark, there is a strong focus on risk management.

Returns

Calculation Benchmark: (ASISA) South African MA High Equity



i² Moderate Passive Solution (Yellow bars), ASISA South African MA High Equity (Blue bars)

Trailing Returns

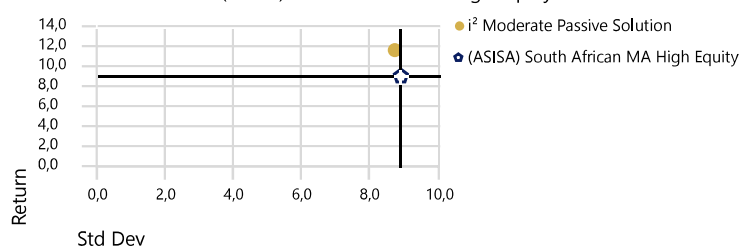
Data Point: Return Calculation Benchmark: (ASISA) South African MA High Equity

	Inception	YTD	3 Months	6 Months	1 Year	2 Year	3 Year	4 Year	5 Year
i ² Moderate Passive Solution	11,64	3,31	-1,58	4,84	18,69	19,38	16,12	14,16	13,20
(ASISA) South African MA High Equity	9,02	2,47	-2,02	4,37	15,79	15,44	13,49	12,14	11,24

Risk-Reward

Time Period: Since Common Inception (2018/01/01) to 2026/05/31

Calculation Benchmark: (ASISA) South African MA High Equity



Source: Morningstar Direct

FUND INFORMATION:

Portfolio Manager:	Independent Investment Solutions
Focus:	Income and Growth Orientated
Term:	+5 years
Launch date:	01/01/2018
Benchmark:	ASISA South African MA High Equity Category Average
Regulation 28 compliant:	Yes
Platforms:	Momentum Wealth
Management Fee (excl. VAT):	0.38%
Total Investment Cost (TIC):	Please refer to Linked Investment Service Provider Quote

RISK PROFILE - MEDIUM



MEDIUM RISK PROFILE

A Moderate investor values reducing risk and enhancing returns equally. This investor is willing to accept moderate levels of risk to seek higher long-term returns. A Moderate investor may endure a short-term loss of principal in exchange for long-term appreciation. This portfolio generally holds more equity exposure than low risk portfolios. In turn the expected volatility is higher than low risk portfolios.

MODERATE ASSET ALLOCATION

The underlying portfolios invest in a spectrum of investments in the equity, bond, money, or property markets. The Wrap Solution tends to have an increased probability of short term volatility, aim to maximise long term capital growth and can have a maximum effective equity exposure (including international equity) of up to 75% and a maximum effective property exposure (including international property) of up to 25% of the market value of the portfolio/

BROKERAGE FEE

Initial portfolio implementation will incur this full fee, thereafter execution fees will be incurred as and when securities are bought and sold. Portfolio turnover is expected to be low given the buy and hold investment strategy. The brokerage fee is only applicable to share purchases and sales. Please note that unit trust funds are also subject to brokerage and other applicable statutory charges. However, these are accounted for in the total expense ratio (TER) of the fund.

i² Moderate Passive - Holdings

Portfolio Date: 2026/05/31

- Satrix Capped All Share Index B1
- Satrix MSCI World Index B2
- Prescient Income Provider A2
- Satrix Property Index B1
- Satrix Bond Index B1



i² Moderate Passive Solution

Personalised Share Portfolio Information Document

As of 2026/05/31

Return/Risk Analysis

Time Period: Since Common Inception (2018/01/01) to 2026/05/31

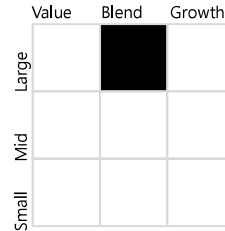
Calculation Benchmark: (ASISA) South African MA High Equity

Best Month	9,31
Best Month End Date	2020/04/30
Worst Month	-5,61
Worst Month End Date	2022/06/30
Sortino Ratio	0,33

Morningstar Style Box - i² Moderate Passive

Portfolio Date: 2026/05/31

Morningstar Equity Style Box™



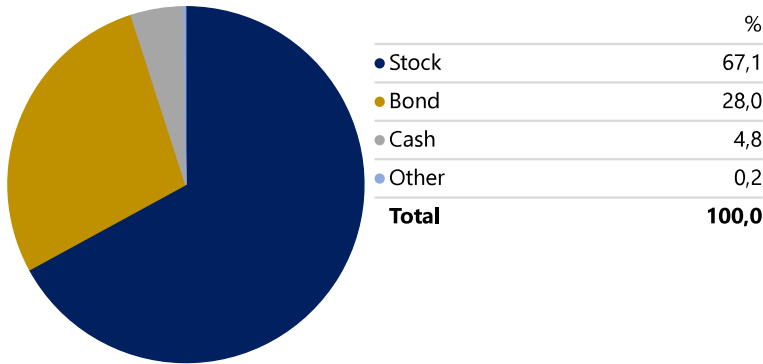
Market Cap	%
Market Cap Giant %	23,9
Market Cap Large %	35,8
Market Cap Mid %	29,2
Market Cap Small %	9,4
Market Cap Micro %	1,6

i² Moderate Passive - Monthly Returns

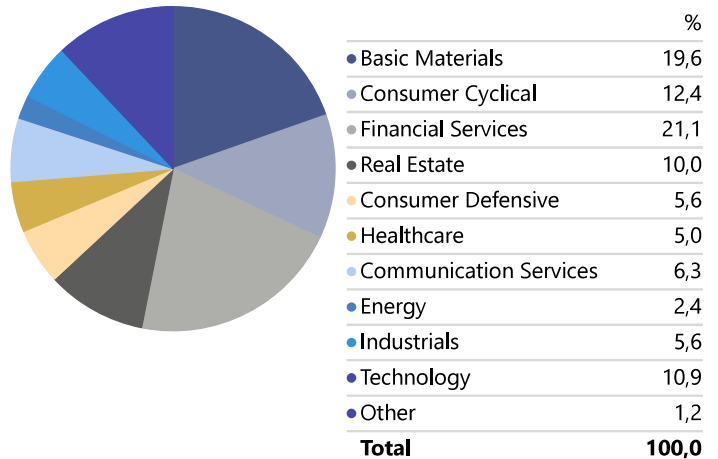
	Jan	Feb	Mar	Apr	May	Jun	Jul	Aug	Sep	Oct	Nov	Dec	Year
2026	1,45	3,47	-5,35	3,31	0,65								3,31
2025	2,24	-0,61	1,68	2,64	2,71	1,87	2,33	1,89	3,12	2,00	1,33	1,48	25,13
2024	-0,56	0,38	1,75	1,23	0,88	2,90	2,61	1,05	2,82	-0,70	1,16	0,00	14,31
2023	5,96	-0,95	-0,26	2,86	-1,79	1,24	1,75	-1,30	-2,95	-1,56	7,12	1,84	12,07
2022	-0,80	1,03	0,07	-1,84	-0,77	-5,61	4,11	-1,01	-2,87	4,06	5,42	-1,07	0,19
2021	2,16	2,34	0,52	2,31	1,00	0,05	2,64	0,82	-1,25	2,76	2,84	3,69	21,65
2020	1,86	-3,96	-5,03	9,31	1,48	2,47	1,89	1,51	-1,38	-3,36	6,18	2,58	13,37
2019	1,87	2,46	1,52	2,23	-2,41	3,28	-1,76	0,28	0,84	1,85	-1,09	1,33	10,72
2018	0,09	-1,66	-0,80	3,72	-1,74	2,31	-0,13	3,67	-2,73	-2,73	-1,96	1,95	-0,31
2017	—	—	—	—	—	—	—	—	—	—	—	—	—

The performance and risk analysis of the i² ModeratePassive PSP is based on a notional portfolio. The portfolio strategy follows an unconstrained long-term investment strategy. Whilst the objective is to generate excess returns relative to its benchmark, there is a strong focus on risk management.

i² Moderate Passive - Asset Allocation



i² Moderate Passive - Equity Sectors (Morningstar)



DISCLAIMER: Independent Investment Solutions (Proprietary) Limited (Reg No 2015/149383/07) ("i²") is a licensed Financial Services Provider ("FSP") in terms of the Financial Advisory and Intermediary Services Act, 37 of 2002 ("FAIS Act"), with FSP number 48201, regulated by the Financial Sector Conduct Authority. This document as well as any other information supplied in connection with the i² range of Investment Solutions should not be construed as providing "advice" as defined and/or contemplated in terms of the FAIS Act and prospective investors are encouraged to obtain their own independent financial advice from an appropriately qualified and registered financial advisor prior to investing in the product. The i² range of investment solutions are exposed to varying levels of market risk and are therefore considered medium to long term investments. The value of any of the i² investment solutions may go up as well as down and past performance is not necessarily indicative of future performance. i² assumes no liability for any loss or damage (direct, indirect, or consequential) that may be suffered from utilising or relying on the information contained herein. Performance may differ due to different rebalance dates as well as different fund and or fund class availability per platform.

