



INDEPENDENT INVESTMENT SOLUTIONS

i² Integrated Moderate Solution

As of 2026/05/31

Model Portfolio Information Document

INVESTMENT OBJECTIVE:

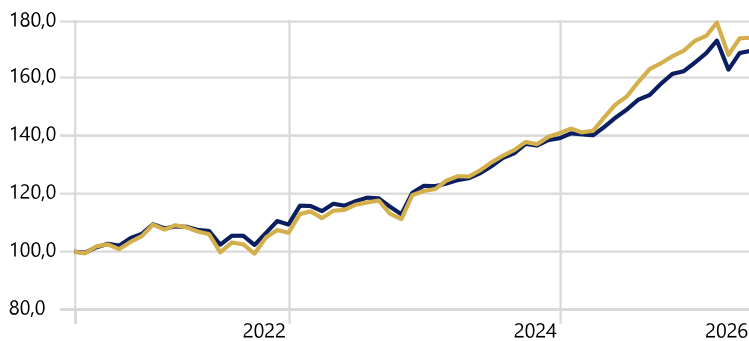
The i² Integrated Moderate Solution has been designed to achieve a benchmark of the ASISA South African MA High Equity category average at moderate levels of volatility and is thus suitable to an investor with a moderate appetite for risk and a need to generate income and capital growth over the medium-term. This is a high equity solution with a maximum of 75% in equities and is structured to remain within the prudential guidelines (Regulation 28). The solution is comprised of a selection of top rated, award winning fund managers with exceptional track records in achieving their respective benchmarks, with a specific bias toward fund managers offering product integration benefits, bonuses and incentives, thus optimising the product design benefits.

FUND INFORMATION:

Portfolio Manager: Independent Investment Solutions
Focus: Income and Growth Orientated
Term: + 5 years
Launch date: 01/07/2021
Benchmark: ASISA South African MA High Equity Category Average
Regulation 28 compliant: Yes
Platforms: Discovery Invest
TER (underlying funds): 1.68%
Total Investment Cost (TIC): Please refer to Linked Investment Service Provider Quote

Investment Growth

Time Period: 2021/06/01 to 2026/05/31



— i² Integrated Moderate Solution — (ASISA) South African MA High Equity

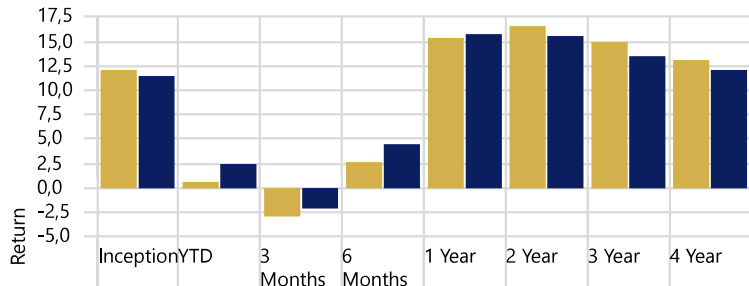
Trailing Returns

Data Point: Return Calculation Benchmark: (ASISA) South African MA High Equity

	Inception	YTD	3 Months	6 Months	1 Year	2 Year	3 Year	4 Year
i ² Integrated Moderate Solution	12,06	0,66	-2,88	2,70	15,35	16,54	14,97	13,17
(ASISA) South African MA High Equity	11,42	2,47	-2,02	4,37	15,79	15,44	13,49	12,14

Returns

Calculation Benchmark: (ASISA) South African MA High Equity

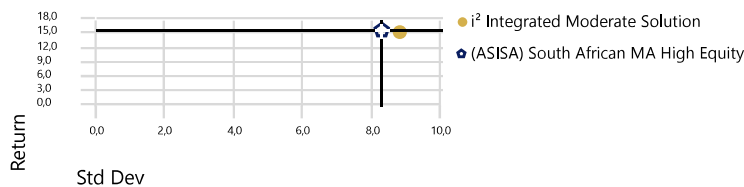


— i² Integrated Moderate Solution — (ASISA) South African MA High Equity

Risk-Reward

Time Period: 2025/06/01 to 2026/05/31

Calculation Benchmark: (ASISA) South African MA High Equity



Source: Morningstar Direct

RISK PROFILE - MEDIUM



MEDIUM RISK PROFILE

A Moderate investor values reducing risk and enhancing returns equally. This investor is willing to accept moderate levels of risk to seek higher long-term returns. A Moderate investor may endure a short-term loss of principal in exchange for long-term appreciation. This portfolio generally holds more equity exposure than low risk portfolios. In turn the expected volatility is higher than low risk portfolios.

MODERATE ASSET ALLOCATION

The underlying portfolios invest in a spectrum of investments in the equity, bond, money, or property markets. The Wrap Solution tends to have an increased probability of short term volatility, aim to maximise long term capital growth and can have a maximum effective equity exposure (including international equity) of up to 75% and a maximum effective property exposure (including international property) of up to 25% of the market value of the portfolio.

FEES:

Please note that unit trust funds are subject to brokerage and other applicable statutory charges. However, these are accounted for in the total expense ratio (TER) of the fund. The weighted TERs may vary marginally between Linked Investment Service Providers (LISPs). The Total Expense Ratio (TER) of the underlying funds, administration and portfolio management fee can be obtained from your proposal. A schedule of fees, charges and maximum commissions is available on your request.

i² Integrated Moderate Solution - Holdings

Portfolio Date: 2026/05/31

- Discovery Equity
- Discovery Diversified Income
- Discovery Global Equity FF
- Discovery Strategic Bond A
- Discovery Flexible Property
- Discovery Money Market



i² Integrated Moderate Solution

Model Portfolio Information Document

As of 2026/05/31

Return/Risk Analysis

Time Period: 2021/07/01 to 2026/05/31

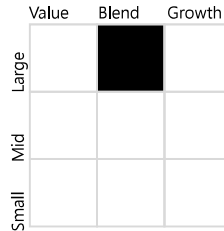
Calculation Benchmark: (ASISA) South African MA High Equity

Best Month	7,38
Best Month End Date	2023/11/30
Worst Month	-6,22
Worst Month End Date	2026/03/31
Sortino Ratio	0,39

Morningstar Style Box - i² Integrated Moderate Solution

Portfolio Date: 2026/05/31

Morningstar Equity Style Box™

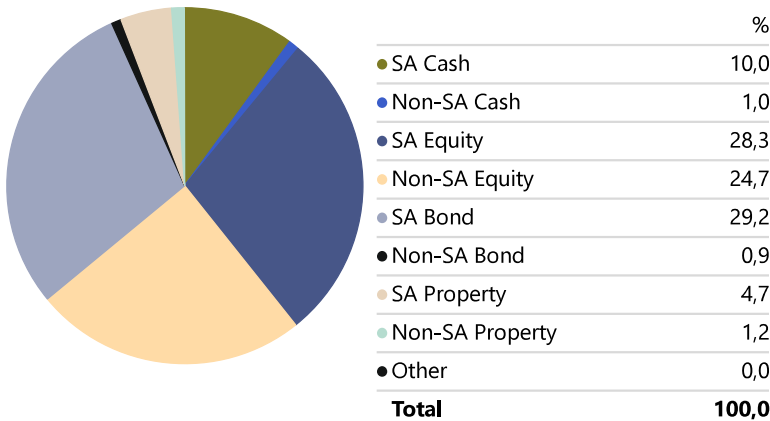


Market Cap	%
Market Cap Giant %	23,8
Market Cap Large %	30,9
Market Cap Mid %	17,1
Market Cap Small %	23,9
Market Cap Micro %	4,4

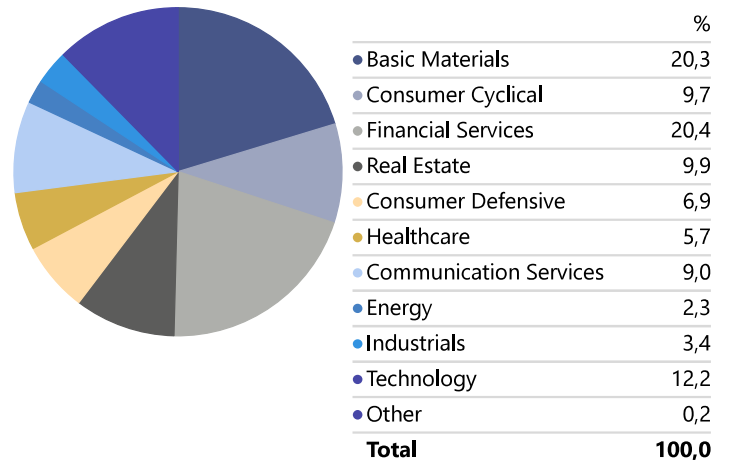
Monthly Returns - i² Integrated Moderate Solution

	Jan	Feb	Mar	Apr	May	Jun	Jul	Aug	Sep	Oct	Nov	Dec	Year
2026	1,03	2,59	-6,22	3,41	0,14								0,66
2025	1,13	-0,96	0,39	3,30	3,03	1,85	3,22	2,85	1,24	1,50	1,09	2,03	22,64
2024	0,62	2,31	1,26	-0,06	1,71	2,11	1,73	1,50	2,08	-0,55	1,84	0,91	16,56
2023	6,17	0,78	-2,03	2,32	0,28	1,51	0,72	0,53	-3,86	-1,62	7,38	1,20	13,61
2022	-1,61	1,47	-0,74	-1,32	-0,79	-6,03	3,47	-0,58	-3,19	5,64	2,49	-0,97	-2,67
2021	—	—	—	—	—	—	2,48	0,67	-1,70	2,57	1,94	3,76	—

Asset Allocation (SA) - i² Integrated Moderate Solution



Equity Sectors (Morningstar) - i² Integrated Moderate Solution



DISCLAIMER: Independent Investment Solutions (Proprietary) Limited (Reg No 2015/149383/07) ("i²") is a licensed Financial Services Provider ("FSP") in terms of the Financial Advisory and Intermediary Services Act, 37 of 2002 ("FAIS Act"), with FSP number 48201, regulated by the Financial Sector Conduct Authority. This document as well as any other information supplied in connection with the i² range of Investment Solutions should not be construed as providing "advice" as defined and/or contemplated in terms of the FAIS Act and prospective investors are encouraged to obtain their own independent financial advice from an appropriately qualified and registered financial advisor prior to investing in the product. The i² range of investment solutions are exposed to varying levels of market risk and are therefore considered medium to long term investments. The value of any of the i² investment solutions may go up as well as down and past performance is not necessarily indicative of future performance. i² assumes no liability for any loss or damage (direct, indirect or consequential) that may be suffered from utilising or relying on the information contained herein.

